



Tank Production Report

Generated on: 01/21/2019 23:00:00



Statistical Data For: Tank1

	Minimum	Maximum	Difference
Temperature	11.00	99.00	88.00
Level	878.00	1095.00	217.00

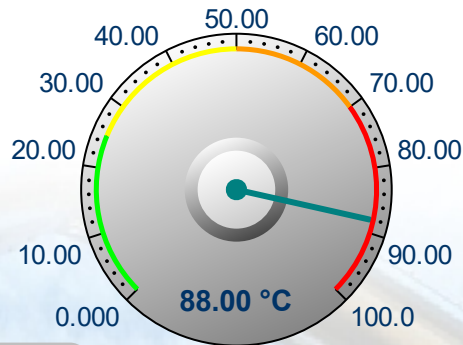


Summary Data For: Tank1

Min. Temperature



Deviation



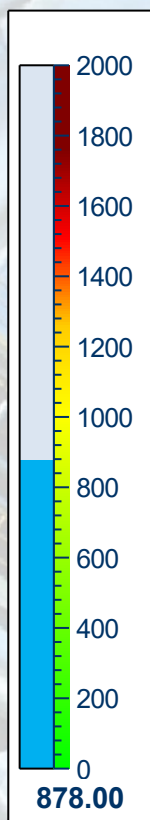
Mixer Utilization



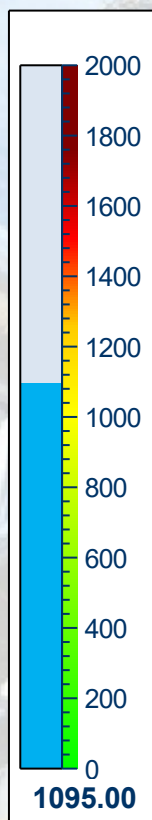
Gauges

Round Progress

Minimum Level



Maximum Level



Linear Indicators



Digital Display